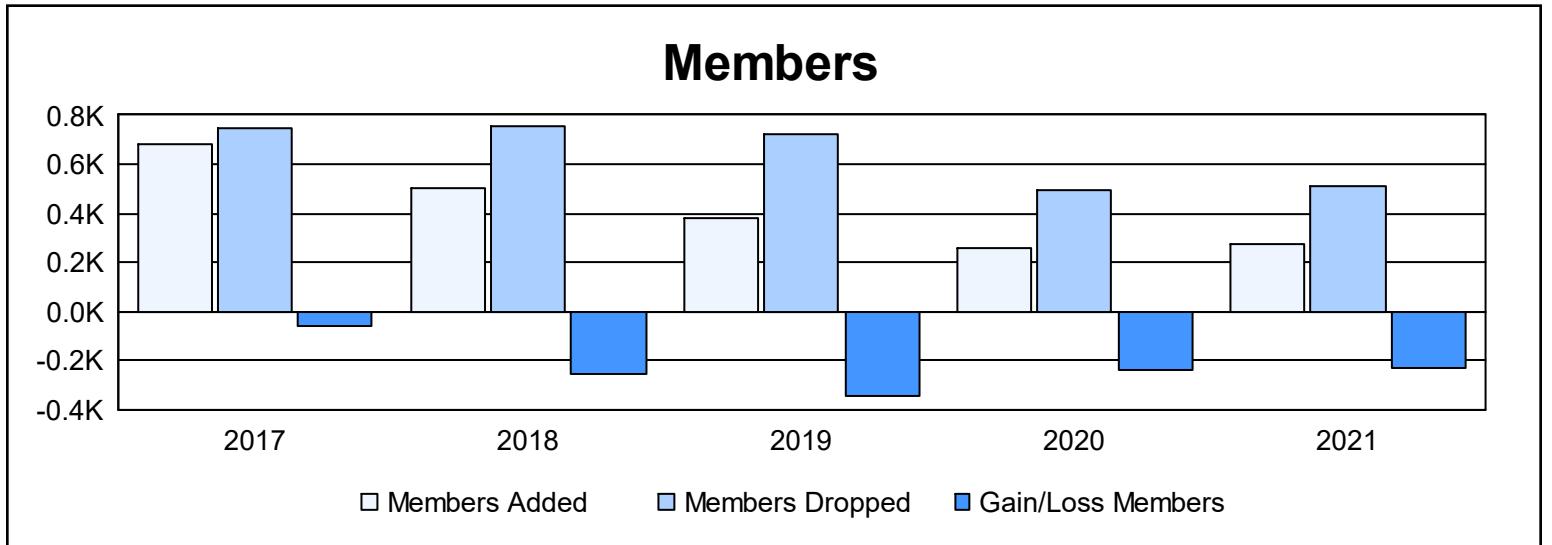
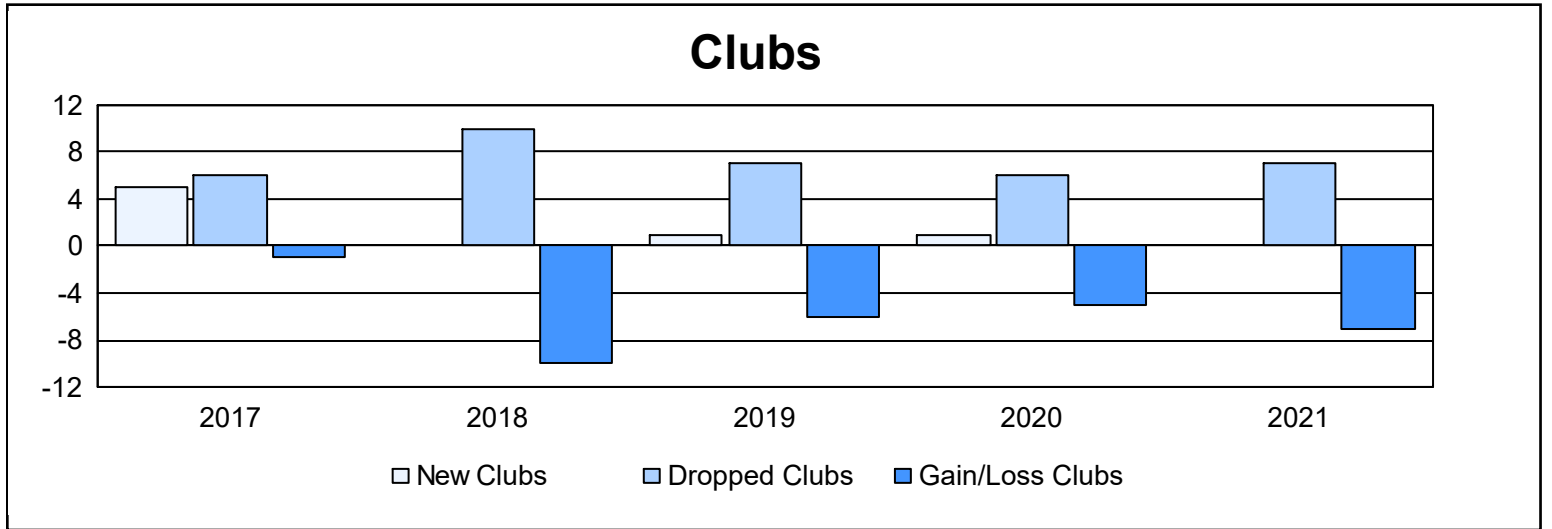
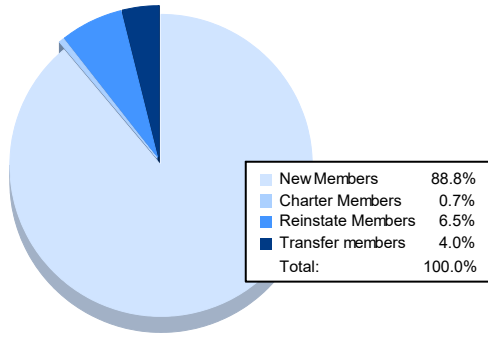


| Year | New Clubs | Dropped Clubs | Gain/ Loss Clubs | New Members | Charter Members | Reinstate Members | Transfer Members | Total Member Added | Total Members Dropped | Gain/ Loss Members |
|----------------|-----------|---------------|------------------|-------------|-----------------|-------------------|------------------|--------------------|-----------------------|--------------------|
| 2016-2017 | 5 | 6 | -1 | 459 | 132 | 39 | 55 | 685 | 748 | -63 |
| 2017-2018 | 0 | 10 | -10 | 427 | 4 | 46 | 22 | 499 | 756 | -257 |
| 2018-2019 | 1 | 7 | -6 | 331 | 21 | 18 | 10 | 380 | 723 | -343 |
| 2019-2020 | 1 | 6 | -5 | 198 | 23 | 18 | 17 | 256 | 492 | -236 |
| 2020-2021 | 0 | 7 | -7 | 246 | 2 | 18 | 11 | 277 | 507 | -230 |
| Average | 1 | 7 | -6 | 332 | 36 | 28 | 23 | 419 | 645 | -226 |



Membership Composition June 2021 Cumulative



Gender Composition June 2021 Cumulative

